

## 5-6 Years English (Year 1)

## Verbs

Verbs are words for things you do.

run laugh skip shout

Draw a ring round the verbs.

bird (write) happy  
(draw) carrot (sleep)  
(sing) pink road

Ring the verb in each sentence. Colour the picture.

I (play) football.

I (eat) some fruit.



Write the right verb to finish each sentence.

swim

paint

bake

kick

I (bake) a cake. We (swim) in the sea.

I (paint) a picture. You can (kick) a ball.

20

21

Add different endings to verbs to show whether something happened earlier or if it is happening now.

Add -ed if it happened earlier. I painted

Add -ing if it is happening now. I am painting

Ring the right ending for each verb.  
Draw a picture to show what is happening.

I am jumped (ing)

I climbed (ing) a tree.

VARIOUS ANSWERS POSSIBLE

Write -ing or -ed to finish the sentence.


I am play (ing) with my toy farm.

Last night, I dream (ed) about aliens.

Yesterday I learn (ed) about pandas.

I like feed (ing) the ducks.

Lily is draw (ing) a picture.



21

To challenge your child further, you could ask them to write a few sentences about what they did yesterday, then rewrite them as though they are doing those things now.

## 5-6 Years Maths (Year 1)

20

## Money

Coins are worth different amounts.



1 penny



2 pence



5 pence



10 pence



20 pence



50 pence

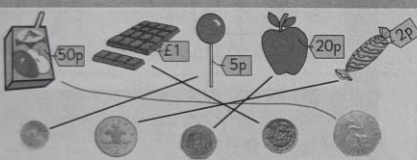


1 pound



2 pounds

Match the right coin to the item.



Add up how much the coins are worth.

= 4p

= 4p

= 30p

= 15p

20

If your child finds this page challenging, play 'shop' with them at home using real money to help them understand the value of coins.

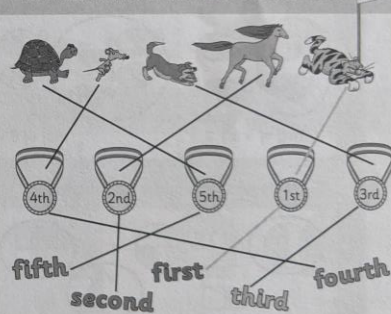
21

## Ordering

You can use first, second, third, fourth and fifth to say what order things come in.



Match the animal to the medal and the word.



21

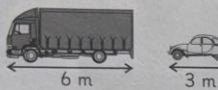


# Measuring

You can use tools to measure things.  
You can also compare measurements.




The cat weighs 4 kg.

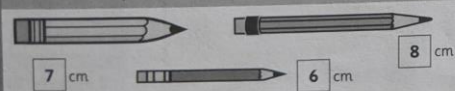


The car is half the length of the lorry.  
The lorry is twice the length of the car.

Write the weight shown on the scales in the boxes.



Measure the pencils and write down their lengths.




20

For more practice, find objects around the house that your child can measure.  
Make sure that they use the correct units.


21

Shade the measuring tools to show each measurement.

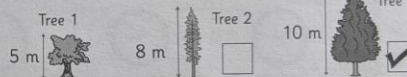


Put a tick in the correct box.

Which jug contains half as much water as jug 1?



Which tree is twice as tall as tree 1?



Put >, < or = in each box.

12 kg > 5 kg	7 l = 7 l	27 °C < 34 °C
5 g < 52 g	63 cm > 36 cm	21 ml > 17 ml

21

# Types of Sentences

Sentences can be statements or questions.

Statements tell you something.

This is my dog.

They usually end with a full stop.

Questions ask something.

Is this your dog?

They always end with a question mark.

Finish these sentences with either a question mark or a full stop.

It's my birthday today .....	How did you get there ?...
Do you like cheese ?...	What day is it ?...
He climbed the fence .....	It's really warm outside .....

Put a tick in the S box if the sentence is a statement.  
Put a tick in the Q box if the sentence is a question.



	S	Q
Can you ride a bike?	<input type="checkbox"/>	<input checked="" type="checkbox"/>
She swam in the sea.	<input checked="" type="checkbox"/>	<input type="checkbox"/>
The stars are bright tonight.	<input checked="" type="checkbox"/>	<input type="checkbox"/>
Did you win the race?	<input type="checkbox"/>	<input checked="" type="checkbox"/>

20

21

Sentences can also be commands or exclamations. Commands give orders.

They can start with a verb. Fetch the stick. and can end with a full stop or an exclamation mark.

Exclamations show strong feeling. They always start with 'how' or 'what' and they always contain a verb.

How high that dog jumps! They always end with an exclamation mark.



Mark each sentence with a "C" if it's a command or an "E" if it's an exclamation.

How happy I am! ➡ E...	Don't be late! ➡ C...
Go over the bridge. ➡ C...	How well he sings! ➡ E...
What fun this is! ➡ E...	Open the gate. ➡ C...

Draw lines between the sentences and the right sentence type.

What's for dinner?	Statement	I love playing the piano.
Pass me the instructions.	Question	What an interesting story you've written!
I used to live in France.	Command	Who are you looking at?
What an awful day we've had!	Exclamation	Feed the pigs.

21



## Paragraphs

Paragraphs are chunks of writing about the same time, person or subject. Breaking writing up into paragraphs makes it easier to read.

Tick all the right reasons for starting a new paragraph.

- 1 Every time a different person speaks. ☒
- 2 When you feel like it. ☐
- 3 When you're writing about a different time or place. ☒
- 4 After every four sentences you write. ☐
- 5 When you're writing about a new subject. ☒
- 6 When you talk about a new person. ☒

Write / in the story where a new paragraph should start.



Joe and Manika were on their way to school when Joe cried, "I've forgotten my shoes!" "Oh no!" replied Manika, "What are you going to do?" "I'll have to go back for them. My feet are getting a bit chilly," replied Joe. When he got to school, Joe met Manika's brother, Aly. "I heard what happened to you this morning," said Aly. "I forget things all the time. Last week I left my coat behind and it was raining outside." "I can see that you often forget things," said Joe, "You're not wearing any trousers!"

20

21

## Headings and Subheadings

A heading goes at the start of a piece of writing to tell you what it is about.

Subheadings can be used to break up a big chunk of text so it's easier for the reader to find information. They can also make a text look more interesting.

Write a suitable heading for the following newspaper stories.

Heading: Hedgehog Helper to Hold Animal Show

Story One: A lady who rescues hedgehogs is holding an animal show to raise money for her rescue centre.

Heading: VARIOUS ANSWERS POSSIBLE

Story Two: A lady found a red dragon in her back garden. Dragons haven't been seen for thousands of years.

Read this text. Write your own subheadings in the boxes.

VARIOUS ANSWERS POSSIBLE

Vikings sailed out into the world in their famous longboats and discovered many new lands. Some Vikings made surprise attacks on villages and towns from the sea!

VARIOUS ANSWERS POSSIBLE

Vikings believed in life after death. Many rich Vikings were buried in their boats (along with their treasures and possessions) so they had what they needed in the afterlife.

21

As an extension exercise you could ask your child to write a non-fiction text that includes subheadings.

Use the menu for Bob's Butchers to answer these questions and fill in the boxes.



How much does it cost to buy two sausages and a pork pie?

$\pounds 1 + \pounds 1 + \pounds 1.60$   
 $= 100p + 100p + 160p$   
 $= 360p$   
**= £3.60**

What can you buy with exactly £4.70?

**one sausage, one pork pie and one burger**

In a half price sale, Martha buys two chicken wings and two sausages. How much does she pay in total?

$\pounds 3 + \pounds 3 + \pounds 1 + \pounds 1$   
 $= 300p + 300p + 100p + 100p = 800p$   
 $800p \div 2 = 400p$   
**= £4**

Solve these money problems. Show your working in the boxes.

Henrietta buys eight carrots for 56p. How much does 1 carrot cost?

$56p \div 8 = 7p$  each

A hat is reduced by £4 and now costs £15.50. How much did it cost originally in pounds?

$\pounds 15.50 + \pounds 4 =$   
 $1550p + 400p =$   
 $1950p = \pounds 19.50$

Yogurts cost £0.40 each, and an ice lolly costs £0.90. Is it cheaper to buy three yogurts or one ice lolly?

$40p \times 3 = 120p$   
 $= \pounds 1.20$   
 It is cheaper to buy **one ice lolly**

Apples cost 30p each. Ruth buys 4 apples and pays with a £5 note. How much change does she get in pounds?

$30p \times 4 = 120p$   
 $500p - 120p = 380p$   
**= £3.80**

20

21

## Fractions

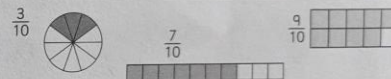
Find a tenth of a shape by splitting it into ten equal pieces. Each piece is one tenth. For example:

One tenth:  $\frac{1}{10}$  1 piece has been shaded. There are 10 pieces in total.

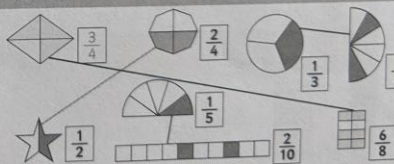
$\frac{1}{4} = \frac{2}{8}$

Equivalent fractions show the same amount but with different numbers. This can be shown with shapes.

Colour in the correct fraction of each shape.



Write the fraction of each shape that is shaded in the box. Draw lines to match the shapes that are equally shaded.



21

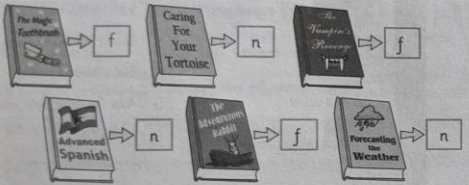


## 8-9 Years English (Year 4)

### Non-Fiction Books

Fiction means stories that aren't true — they're made up by the person writing them. Non-fiction means the opposite — writing information about real people, places and things.

Read the book titles. Decide whether each one is fiction (f) or non-fiction (n). Write **f** or **n** in the box next to each one.



Write **f** next to the sentences that are likely to be from a fiction book, and **n** next to sentences that are likely to be non-fiction.

- 1 Canada is the second largest country in the world. n
- 2 They argued until the moon rose and began to sing. f
- 3 I opened the door and saw the magical kingdom. f
- 4 Add the eggs and stir the mixture until it is smooth. n
- 5 Frogs have very powerful legs and webbed feet. n
- 6 The frog jumped onto the chair and began to speak. f

20

21

Here are some things you might find in a non-fiction book. Use a dictionary to match them with the right description.

A section where difficult words in the book are explained.

A list of the book's chapters and the page they start on.

**Contents page**

**Glossary**

**Index**

**Heading**

The title of a section of the book.

A list of important words in the book that tells you what page to find them on.

Look at this contents page and then answer the questions.

#### Contents

Introduction .....	1	Conker safety .....	16
The history of conkers .....	7	The rules of conkers .....	25
Conker trees .....	12	Conker world records .....	45

1 Which page would you turn to to find the chapter about:

- When the game of conkers was invented? 7
- The person who is best at playing conkers? 45
- How to play conkers without having any accidents? 16

2 What would you find on these pages?

- Page 9 The history of conkers
- Page 30 The rules of conkers

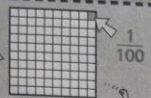


21


For more practice, ask your child to look things up in reference books. Make sure that they use the contents and index to help them.

## 8-9 Years Maths (Year 4)

To get one hundredth, split a whole into 100 equal parts.



Fill in the fractions so that they say how much of each shape is shaded.



Fill in the boxes below.

$$\frac{38}{100} + \frac{1}{100} = \frac{39}{100}$$

$$\frac{74}{100} - \frac{1}{100} = \frac{73}{100}$$


$$\frac{4}{100} + \frac{4}{100} = \frac{8}{100}$$

$$\frac{29}{100} - \frac{6}{100} = \frac{23}{100}$$

$$\frac{61}{100} + \frac{5}{100} = \frac{66}{100}$$

$$\frac{90}{100} - \frac{87}{100} = \frac{3}{100}$$

Write out how many tenths and hundredths are shaded.



20

21

### Fractions & Decimals

Decimals can be shown as fractions and fractions can be shown as decimals.

$$\frac{1}{4} = 0.25 \quad \frac{1}{2} = 0.5 \quad \frac{3}{4} = 0.75$$

$$\frac{2}{10} = 0.2 \quad \frac{8}{10} = 0.8$$

$$\frac{3}{100} = 0.03 \quad \frac{59}{100} = 0.59 \quad \frac{45}{100} = 0.45$$

Write these fractions as decimals.

$$\frac{3}{4} = 0.75 \quad \frac{1}{10} = 0.1 \quad \frac{47}{100} = 0.47 \quad \frac{8}{10} = 0.8$$

$$\frac{1}{2} = 0.5 \quad \frac{1}{4} = 0.25 \quad \frac{6}{10} = 0.6 \quad \frac{3}{10} = 0.3$$

$$\frac{9}{10} = 0.9 \quad \frac{5}{10} = 0.5 \quad \frac{82}{100} = 0.82 \quad \frac{29}{100} = 0.29$$

Write these decimals as fractions.

$$0.6 = \frac{6}{10} \quad 0.3 = \frac{3}{10} \quad 0.9 = \frac{9}{10} \quad 0.73 = \frac{73}{100}$$

$$0.25 = \frac{1}{4} \quad 0.69 = \frac{69}{100} \quad 0.2 = \frac{2}{10} \quad 0.5 = \frac{1}{2}$$

$$0.13 = \frac{13}{100} \quad 0.4 = \frac{4}{10} \quad 0.75 = \frac{3}{4} \quad 0.7 = \frac{7}{10}$$

21

Some of the decimals to fractions questions can be answered correctly in different ways. For example, 0.5 could be written as one half or five tenths.

## 9-10 Years English (Year 5)

Reread the fable and answer these questions in full sentences.

**1** How did each pot feel? Why did they feel like this?  
 The perfect pot felt proud because it brought back a full pot of water...  
 The cracked pot felt ashamed because it only brought back half a pot. OTHER ANSWERS POSSIBLE

**2** What did the old lady do when she realised the pot had a crack in it?  
 When the old lady realised the pot was cracked, she planted seeds on one side of the path so that the broken pot could water the flowers. OTHER ANSWERS POSSIBLE

**3** What is the moral of this fable?  
 Sometimes a person's weakness is actually a strength. OTHER ANSWERS POSSIBLE

Write your own fable with the moral 'always try your best'.  
 Think about:

- Including at least two characters.
- What the story will be about.
- How to get the moral across to the reader.

VARIOUS ANSWERS POSSIBLE

21

Encourage your child to plan their fable on a piece of rough paper using the suggestions in the white box. Then get them to write it out on the page.

## 9-10 Years Maths (Year 5)

### Fractions, Decimals and Percentages

"Per cent" means "out of 100". It's written with the per cent sign. So 30% means 30 out of 100, or as a fraction this is  $\frac{30}{100}$ .

0.54 is the same as 54%. To convert from a decimal to a percentage, multiply by 100.

To convert from a fraction to a percentage, find an equivalent fraction over 100, then read off the numerator.  $\frac{2}{5}$  is the same as  $\frac{40}{100}$ , which is 40%.

To get from a percentage to a decimal, just divide by 100. 39% is the same as 0.39, or  $\frac{39}{100}$ .

To get from a percentage to a fraction, write it over 100.

Write these decimals as percentages.

0.38 **38%**    0.72 **72%**    0.9 **90%**    0.02 **2%**

Write these fractions as percentages.

$\frac{6}{10}$  **60%**     $\frac{16}{100}$  **16%**     $\frac{35}{50}$  **70%**     $\frac{7}{25}$  **28%**

Write these percentages as fractions and decimals.

44%  $\frac{44}{100}$  **0.44**    65%  $\frac{65}{100}$  **0.65**    8%  $\frac{8}{100}$  **0.08**  
 21%  $\frac{21}{100}$  **0.21**    11%  $\frac{11}{100}$  **0.11**    99%  $\frac{99}{100}$  **0.99**

20

21

Learning some common conversions will help you. Here are a few:

$\frac{1}{4} = 25\% = 0.25$      $\frac{1}{2} = 50\% = 0.5$      $\frac{3}{4} = 75\% = 0.75$   
 $\frac{1}{5} = 20\% = 0.2$      $\frac{3}{5} = 60\% = 0.6$      $\frac{1}{10} = 10\% = 0.1$      $\frac{7}{10} = 70\% = 0.7$

Fill in the missing decimals, fractions and percentages, and shade the shapes to complete the table below.

Percentage	56%	25%	20%	40%
Fraction	$\frac{56}{100}$	$\frac{1}{4}$	$\frac{2}{10}$	$\frac{2}{5}$
Decimal	0.56	0.25	0.2	0.4
Shaded shape				

Join each percentage to its equivalent fraction and decimal.

$\frac{1}{5}$  — 7% — 0.9  
 $\frac{3}{4}$  — 95% — 0.75  
 $\frac{1}{10}$  — 75% — 0.07  
 $\frac{90}{100}$  — 90% — 0.95  
 $\frac{95}{100}$  — 20% — 0.1  
 $\frac{7}{100}$  — 10% — 0.2

Fractions can be written correctly in different ways. For example,  $\frac{1}{4}$  could also be written as  $\frac{25}{100}$ .



## 10-11 Years English (Year 6)

### Types of Writing

You can change one type of writing into a different type.

Biography is about someone else's life. *Autobiography is about the writer's own life.*

Sam used to stick her tongue out at tigers. *I stuck my tongue out at the tiger.*

Instructions tell you what to do. *Persuasion convinces you to do something.*

Stick your tongue out at a tiger. *You should stick your tongue out at a tiger — it's fun!*

Write the type of writing used in each of these books.

How to Build Bunk Beds *Instructions*

Ned Grimes *Autobiography*

Adventures *Biography*

Recycling *Persuasion*

Rewrite each sentence as a different type of writing. The boxes tell you which type of writing to use.

- Councils should fine people for littering on the street. *biography*  
Jan's life changed forever when the council fined him for littering.
- Ned's childhood was hard, but he loved playing his banjo. *autobiography*
- I climbed over the wall at the view. *instructions*
- Attach the bunkbeds to the wall to prevent accidents. *persuasion*

VARIOUS ANSWERS POSSIBLE

20

Read the paragraph below, then answer the questions.

Children should all be given free unicycling lessons. They are spending too much time watching television, surfing the internet, or playing on games consoles. This disastrous trend cannot be allowed to continue. Children need regular exercise. They enjoy sports that are challenging and fun. No sport is more challenging or more fun than unicycling!

- What type of writing is this? *Persuasive*
- How can you tell?  
*You can tell that the text is persuasive because it is trying to convince readers that children should have unicycling lessons.*
- Are these sentences facts or opinions?  
Children need regular exercise. *Fact*  
No sport is more challenging or more fun than unicycling! *Opinion*

Read the paragraph below, then answer the questions.

Many people think that unicycles came from the penny-farthing bicycle. Some riders removed the small back wheel and rode on just the large front wheel. Modern unicycling is very varied. Mountain unicycling involves riding down steep mountain trails at high speeds, and unicycle hockey is just like roller hockey, but each player rides a unicycle. Some people even ride their unicycles to work!

- What type of writing is this? *Information*
- How can you tell?  
*You can tell that the text is informative because it gives the reader lots of facts about unicycles.*
- Is it mainly made up of facts or opinions? *Facts*

21

## 10-11 Years Maths (Year 6)

### Ratio & Proportion

There are a few different types of question you might come across on ratio and proportion. Here's one example:

7 pencils cost 63p. What is the cost of 11 pencils?

1 pencil costs  $63p \div 7 = 9p$   
So 11 pencils cost  $9p \times 11 = 99p$

Solve the problems below.

9 T-shirts cost £72. How much do 5 T-shirts cost?	12 ping-pong balls weigh 36 g. How much do 7 balls weigh?
1 T-shirt costs $£72 \div 9 = £8$ 5 T-shirts cost $£8 \times 5 = £40$	1 ball weighs $36 g \div 12 = 3 g$ 7 balls weigh $3 g \times 7 = 21 g$

A bag of vegetables contains carrots and leeks. There are 3 carrots for every 2 leeks. The bag contains 12 carrots. How many leeks are there?

You multiply 3 carrots by 4 to get 12 carrots  
So number of leeks =  $2 \text{ leeks} \times 4 = 8 \text{ leeks}$

A recipe for bread uses 50 ml of water for every 100 g of flour. Lisa uses 500 g of flour to make a loaf of bread. How much water should she use?

You multiply 100 g by 5 to get 500 g of flour  
So amount of water =  $50 \text{ ml} \times 5 = 250 \text{ ml}$

20

Another method is to write these out as a ratio and multiply both sides:

$$\begin{array}{ccc} \times 4 & \swarrow & \searrow \times 4 \\ 3 \text{ carrots to } 2 \text{ leeks} & & \\ 12 \text{ carrots to } 8 \text{ leeks} & & \end{array}$$

This example is about things being shared unequally.

Sita and Harry are sharing a box of 21 cherries. Sita eats 2 cherries for every 5 that Harry eats. How many cherries do they each eat?

When Sita eats 2 cherries, Harry eats 5 cherries, so  $2 + 5 = 7$  cherries are eaten. They can do this  $21 \div 7 = 3$  times.  
So Sita eats  $2 \times 3 = 6$  cherries, and Harry eats  $5 \times 3 = 15$  cherries.

A netball game was played between two teams. 27 goals were scored in total. Team A scored 2 goals for every 1 goal that Team B scored. How many goals did Team A score?

2 goals for Team A and 1 goal for Team B makes  $2 + 1 = 3$  goals.  
 $27 \div 3 = 9$ , so Team A scored  $2 \times 9 = 18$  goals

A game contains red and yellow counters. There are 40 counters in total. There are 3 red counters for every 7 yellow counters. How many yellow counters are there?

3 red counters and 7 yellow counters makes  $3 + 7 = 10$  counters.  
 $40 \div 10 = 4$ , so there are  $7 \times 4 = 28$  yellow counters

Jeremy and Kali are picking blackberries. Jeremy picks 3 blackberries for every 2 that Kali picks. They pick 35 in total. How many blackberries does Jeremy pick?

Jeremy picks 3 blackberries for every 2 that Kali picks, so  $3 + 2 = 5$  blackberries are picked each time.  
This can happen  $35 \div 5 = 7$  times, so Jeremy picks  $3 \times 7 = 21$  blackberries

21

Ratio and proportion questions can be quite wordy — if your child's struggling, get them to underline the key facts.

Page 30 — Word Meaning Questions

- 1) E.g. fear (1 mark)
- 2) thankful (1 mark)
- 3) cautiously (1 mark)
- 4) confused (1 mark)
- 5) reassuring (1 mark)

Page 31 — Summary Question

- 1) Theseus leads Ariadne and the other tributes to safety. — 6  
Theseus sees the Minotaur for the first time. — 4  
A dangerous fight begins. — 5  
Ariadne offers help to Theseus. — 3  
Theseus and the other tributes travel to Crete. — 2  
(1 mark for all correct)

Page 31 — Structure Question

- 1) action — Theseus dived sideways  
past events — The Minotaur had been imprisoned for years  
setting — sandy beaches and distant mountains  
character — Crete's cruel king, Minos  
(1 mark for all correct)