




Supporting your child with
maths

Foundation Stage
and Key Stage 1



Supporting your child at home with
maths

Maths should be fun!

Maths should be part of children's everyday
lives.


Maths should be about exploring the world
around them.

Supporting children by playing games

Children love to play Maths games especially if it involves quality time with an adult.

Games that you could play -


- Snakes and ladders
- Dominoes
- Children's dart boards
- Battleships (simple co-ordinates)
- Ludo
- Let's go shopping



Make up your own games with dice

- Make your own track game
- Throw two dice each. Who has the greatest total?
- Start at 20 and throw the dice. Who gets down to 0 first?

Be creative. Children love making up games.



The use of stories/role play

Set up a party for the toys

- Make hats to fit the teddies. Use language to describe the size (biggest/smallest etc)

Measure the heads using a tape measure



- Make a shopping list for the party - add prices.
Add up the total amount spent.
Make up problems - if 6 teddies are coming and they eat 2 sandwiches each, how many sandwiches do you need to make?
- Make necklaces for the teddies to take home using beads to make repeat patterns.
- Set the table. How many plates and cups will you need altogether?
Have cups of different sizes - which cup will hold the most? Which will hold the least? Let them fill them up and experiment and have fun!

Cooking

Children love to cook and cooking is great to help children to measure/weigh/count/estimate and time.

- Make some cakes together. Count out the cake cases. How many smarties will you need if you put 2 on each cake? Practice counting in 2's etc.
- Measure the liquids. How them the marks on the jug. Can they read the numbers?
- Set the timer for when the cakes are ready. Count the time down together.
- Count out spoonfuls of ingredients.
- Put prices on the ingredients. How much did it cost to make the cakes? Sell the cakes to each other? Practice giving the right coins and extend to giving change.



Football

- Get you child to design their own football shirt by using a design made of 2D shapes
- Put numbers on the back of football shirts. Can they order the shirts from smallest to largest?
- Choose 2 different shirt numbers. What is the total? What is the difference? Can they find two shirt numbers that total 11?
- Look at the football league tables. Who is at the top of the league? How many points have they got? How many more points have they got than the team at the bottom of the league?
- Choose two teams. Look at the number of goals they have got. Who scored the most goals?
- If a ticket to a football match costs £6, how many tickets can I buy if I have £15? How much money will I have left?





Time

- Time one minute. What can they do in one minute? Can they put their shoes on? Jump up and down? Sing? Etc
- Look at clocks. Encourage them to start telling the time on clocks around the house. What time is bedtime? Teatime?
- Estimate how long it will take them to get dressed. Get them to estimate. Time them. Did they take a longer or shorter time than they thought?
- Have a calendar for your child to write on. What day is it? What do they do on Tuesdays? When is their birthday? How many days until they go on holiday counting down?
- Have a stop watch. Time each other to complete an obstacle course or a run around the garden. Who was the quickest? How long did it take?

Shopping/Money


- Set up a shop in your kitchen. Get food out of the cupboards and get your child to label it. Use real money to buy things encouraging your child to work out the total and change. Write receipts.
- When visiting a shop, get the children to tell you how much things cost. Allow them to go and buy something themselves. Can they check their change?
- Play 'guess the coin'. Get your child to close their eyes and put a coin in their hands. Can they guess which coin?
- Put coins of the same value in piles. Can they count them?
Practice counting in 1s, 2s, 5s, 10s etc.
- Empty your purse/wallet. Get the child to estimate how much there is. Count it together.

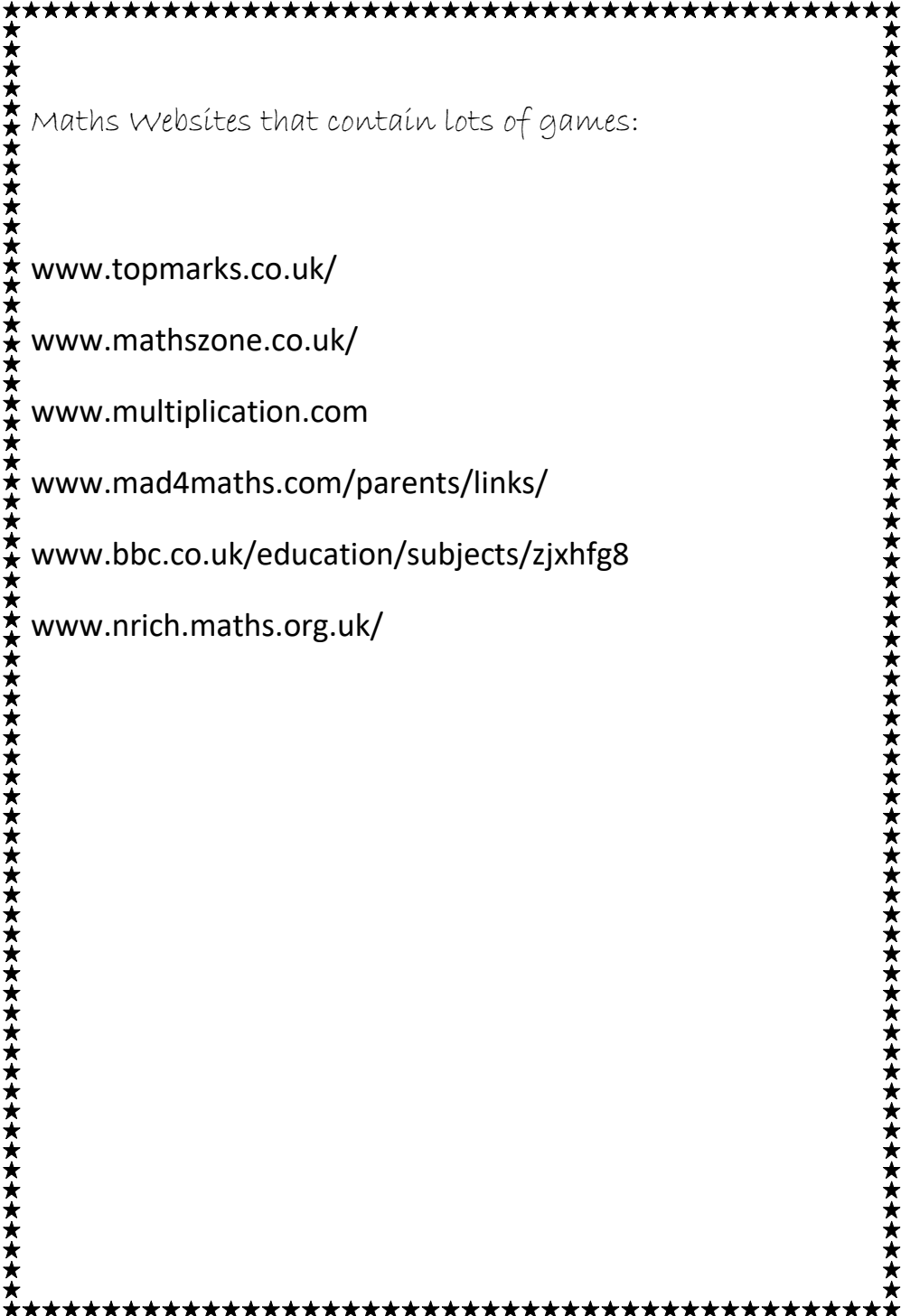




Shape

- Ask your child to look out for shapes and patterns on walls, floors, buildings, animals, plants etc.
- Draw pictures made entirely of triangles, rectangles, circles etc.
- Make symmetrical butterflies with paint. Draw a picture and put a mirror next to it – what happens? Investigate how the picture changes when the mirror is moved.
- Make mobiles by suspending objects from a coat hanger, trying to get them to balance.
- Make a collection of 3D shapes by looking in the kitchen cupboards. Can they sort the objects into groups? How did they sort them?





Maths websites that contain lots of games:

www.topmarks.co.uk/

www.mathszone.co.uk/

www.multiplication.com

www.mad4maths.com/parents/links/

www.bbc.co.uk/education/subjects/zjxhfg8

www.nrich.maths.org.uk/



By the end of Year 1 children working at the expected standard will be able to:

Work mathematically

Begin to solve simple problems involving addition and subtraction in familiar contexts such as going shopping, using a range of hands-on equipment, symbols, images and pictures. They begin to use what they know to tackle problems that are more complex and provide simple reasons for their opinions.

Number

Counting and understanding numbers

- Children will identify and represent numbers using objects, pictures and models, such as the number line, and use 'equal to, more than, less than (fewer), most and least.'
- Children will accurately count numbers to, and across, 100 forwards and backwards from any given number with increasing understanding.
- They count, read, write and order numbers in numerals up to 100 and from 1 to 20 in words.
- When given a number, they can identify one more and one less. They can count in multiples of twos, fives and tens.



★ Calculating

- Children will understand known addition and subtraction facts within 20, including zero.
- They will demonstrate an understanding of multiplication and division through grouping and sharing using hands-on resources, pictorial representations and arrays (2, 5 and 10).
- They understand doubling and halving small quantities.

★ Fractions

★ Through play and hands-on resources, children will find and name half and one quarter of objects, shapes and quantities.

★ Measurement

- Children will begin to measure using non-standard units (finger widths, blocks etc.) moving to standard units of measure (e.g. cm) using tools such as a ruler, weighing scales and containers.
- They will begin to record and compare measurements such as lengths and heights, mass and weight, capacity and volume using language such as long / short; heavy / light; full / half-full / empty.

- They will tell the time to the hour, half past the hour and be able to sequence events in chronological order using precise language (for example, before and after, next, first, today etc.).
- Children will recognise and know the value of different denominations of coins and notes.

Geometry

- Children will recognise and name common 2-D shapes, e.g. rectangles (including squares), circles and triangles, and 3-D shapes, e.g. cuboids (including cubes, pyramids and spheres) in different orientations and sizes.
- They will describe position, direction and movement, including whole, half and three quarter turns.

Statistics

In preparation for year 2, children will begin to compare, sort and classify information, including through cross curricular links e.g. science – sorting materials into groups according to their properties. They will also begin to construct simple pictograms and tables.